



Get it
Fit it &
Forget it



ICONIC DIGITAL HOME UPS

Available Models: 1050/1350/1750-12V



FEATURES

- Can Charge Deep Discharged Battery*
- Battery Health Doctor
- Normal/UPS selectable Switch



CHARGES BATTERY
EVEN WHEN AT
0 VOLT

INTELLIGENT PURE SINE WAVE UPS

Available Models: 4000-48V, 5500/96V & 8000-10000/120V



FEATURES

- Premium DSP Sine Wave UPS
- Normal/UPS Selectable Switch
- MCB on Input



HIGH EFFICIENCY
BATTERY CHARGER

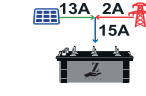
4EVER PURE SINE WAVE SOLAR PCU PWM

Available Models: 4000-48V, 5500/96V & 8000-10000/120V



FEATURES

- Premium DSP Sine Wave PCU
- Highly Efficient Battery Charging
- LCD displays all important functions



INTELLIGENT CHARGING
SHARING

NEXGEN+ HIGH CAPACITY ONLINE UPS

Available Models: 1KVA - 30KVA



FEATURES

- DSP Based Digital Control
- Remote Power Management & Monitoring*
- IGBT Rectifier & IGBT Inverter



WEB ENABLED
MOBILE INTERFACE

DRU 24+24 JUMBO TUBULAR INVERTER BATTERY

Available Models: DRJT 12000



FEATURES

- Low Maintenance
- Long Battery Life
- Plates Designed for Better Charge Acceptance



LONG BATTERY LIFE

INTELLIGENT ECO PURE SINE WAVE HOME UPS

Available Models: 1050/1350-12V



FEATURES

- Stylish & Affordable
- Pure Sine wave HUPS
- Normal/UPS Selectable Switch



RUNS HIGH INTENSITY
APPLIANCES

4EVER PURE SINE WAVE SOLAR HOME PCU PWM

Available Models: 1050/1350-12V & 2000/2500-24V



FEATURES

- Premium DSP Sine Wave PCU
- Highly Efficient Battery Charging
- LCD displays all important functions



SOLAR PRIORITY

4EVER ULTRA HIGH CAPACITY SOLAR M PCU

Available Models: 1KVA - 30KVA



FEATURES

- MPPT Affordable Off-Grid PCU
- Mains Charging Enable/Disable
- Reverse Current Protection



SOLAR PRIORITY

NEXGEN PFC SERIES HIGH CAPACITY SOLAR POWER ONLINE UPS

Available Models: 5KVA - 200KVA



FEATURES

- IGBT Based Rectifier
- Power Factor Correction
- Selectable Voltage Window



SOLAR COMPATIBLE

ENDEAVOUR 36+24 TUBULAR INVERTER BATTERY

Available Models:
ENTT 12000, 18000, 22000 & 26000 - 12V @ C20



FEATURES

- Low Maintenance
- Long Battery Life
- Plates Designed for Better Charge Acceptance



LONG BATTERY LIFE

INTELLIGENT PURE SINE WAVE HOME UPS

Available Models: 1050/1350-12V & 2000/2500-24V



FEATURES

- Premium DSP Sine wave HUPS
- Highly Efficient Battery Charging
- Compatible With All Type Of Batteries*



SMART LED & LCD
INDICATIONS THROUGH
ICONS & GRAPHS

4EVER+ PURE SINE WAVE SOLAR PCU PWM

Available Models: 2200 (2KVA/24V) & 2700 (2.5KVA/24V)



FEATURES

- Solar Priority
- Runs High Intensity Appliances
- Highly Efficient Battery Charging



5G^{en}
TECHNOLOGY
5TH GENERATION
TECHNOLOGY

4EVER SERIES 101 - 303 HIGH CAPACITY SOLAR PCU MPPT

Available Models: 5KVA - 100KVA



FEATURES

- Industrial Grade Design
- With Inbuilt MPPT Solar Charge Controller
- App. Zero Switch Over Time



SOLAR PRIORITY

UTILITY SERIES HIGH CAPACITY SOLAR POWER LINE IUPS

Available Models: 5KVA - 100KVA



FEATURES

- App. Zero Switch Over Time
- Transformer Over Temperature Control
- Works like an Online UPS without Double Conversion



RUGGED
TRANSFORMER

NEXGEN 60+30 SOLAR TUBULAR INVERTER BATTERY

Available Models:
NXTT 5000, 18000, 22000 & 26000 - 12V @ C10



FEATURES

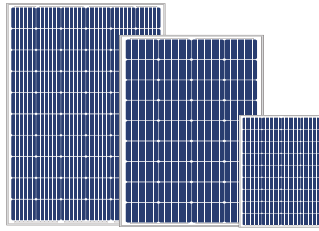
- Low Maintenance
- Long Battery Life
- Plates Designed for Better Charge Acceptance



LONG BATTERY LIFE

POLYCRYSTALLINE SOLAR PANEL

Available Models: ZEN P55, P100, P160 & P330



FEATURES

- Positive Tolerance
- High Module Efficiency
- Strong Compressive Strength



HIGH MODULE EFFICIENCY

INVERTER LED BULB WITH INBUILT LITHIUM-ION BATTERY

Available Models: 7W, 9W & 12W



SPECIFICATIONS

- High lumen efficacy > 100 lm/w
- Battery over charging protection
- Safe operation with heat management system



PASSION PRO DELUXE CEILING FAN

Available Models: 1200MM (48")



SPECIFICATIONS

SUPPLY VOLTAGE	: 220-240V, AC, 50Hz
SWEEP	: 1200MM (48")
AIR DELIVERY	: 200 CMM ±5
RPM	: 385 ±15%
POWER CONSUMPTION	: 78W ±5
CLASS	: 1
COLOUR	: <input type="radio"/> IVORY <input type="radio"/> BROWN (Catted) <input type="radio"/> White



DOUBLE BALL BEARING

MEDIUM DUTY EXHAUST FAN

Available Models: 150MM (6") / 200MM (8") / 250MM (10")



SPECIFICATIONS

SUPPLY VOLTAGE	: 220-240V, AC, 50Hz
SWEEP	: 230MM (9") / 300MM (12")
WEIGHT (GROSS)	: 4KG / 5KG
RPM	: 1400 ±5% / 1370 ±5%
POWER CONSUMPTION	: 45W ±5 / 72W ±5
CLASS	: 1
COLOUR	: <input type="radio"/> DARK GREY



100% PURE COPPER

PEDESTAL FAN

Available Models: 500MM (20")



SPECIFICATIONS

SUPPLY VOLTAGE	: 220-240V, AC, 50Hz
SWEEP	: 500MM (20")
WEIGHT (GROSS)	: 11KG
RPM	: 1400 ±5%
POWER CONSUMPTION	: 160W ±5
CLASS	: 1
COLOUR	: <input type="radio"/> DARK GREY



100% PURE COPPER

IMMERSION WATER HEATER

Available Models: IM-2010 / IM-2015 / IM-2020



SPECIFICATIONS


SUPPLY VOLTAGE	: 220-240V, AC, 50Hz
POWER CONSUMPTION	: 1000W / 1500W / 2000W
WEIGHT (GROSS)	: 1KG



SAFETY MARKED

MONO PERC SOLAR PANEL

Available Models: ZEN 180MP & 375MP



FEATURES

- Positive Tolerance
- High Module Efficiency
- Strong Compressive Strength



0/+3W

POSITIVE TOLERANCE

ATHENA CEILING FAN

Available Models: 900MM (36") / 1200MM (48")



SPECIFICATIONS

SUPPLY VOLTAGE	: 220-240V, AC, 50Hz
SWEEP	: 900MM (36") / 1200MM (48")
AIR DELIVERY	: 160 CMM ±5 / 200 CMM ±5
RPM	: 630 ±5% / 385 ±15%
POWER CONSUMPTION	: 75W ±5 / 78W ±5
CLASS	: 1
COLOUR	: <input type="radio"/> IVORY <input type="radio"/> BROWN (Catted) <input type="radio"/> White



100% PURE COPPER

APACHE PRO CEILING FAN

Available Models: 1200MM (48")



SPECIFICATIONS

SUPPLY VOLTAGE	: 220-240V, AC, 50Hz
SWEEP	: 1200MM (48")
AIR DELIVERY	: 200 CMM ±5
RPM	: 385 ±15%
POWER CONSUMPTION	: 78W ±5
CLASS	: 1
COLOUR	: <input type="radio"/> IVORY <input type="radio"/> BROWN (Catted) <input type="radio"/> White



100% PURE COPPER

HEAVY DUTY EXHAUST FAN

Available Models: 300MM (12") / 380MM (15") / 450MM (18")



SPECIFICATIONS

SUPPLY VOLTAGE	: 220-240V, AC, 50Hz
SWEEP	: 300MM (12") / 380MM (15") / 450MM (18")
WEIGHT ACCESSORIES	: 4.5KG / 5KG / 8KG
WEIGHT MOTOR	: 3.5KG / 3.5KG / 5KG
RPM	: 1400 ±5% / 1400 ±5% / 1400 ±5%
POWER CONSUMPTION	: 90W ±5 / 160W ±5 / 410W ±5
CLASS	: 1



DUST PROOF & WATER RESISTANT

INSTANT WATER HEATER

Available Models: IWH-2001 / IWH-2003



SPECIFICATIONS

SUPPLY VOLTAGE	: 220-240V, AC, 50Hz
POWER CONSUMPTION	: 3KW
CAPACITY	: 1L / 3L
WEIGHT	: 3KG / 5KG
BODY	: ABS
TANK	: STAINLESS STEEL



SAFETY MARKED

QUARTZ HEATER

Available Models: QH-2048



SPECIFICATIONS

SUPPLY VOLTAGE	: 220-240V, AC, 50Hz
POWER CONSUMPTION	: 800W (2 ROD)
WEIGHT (GROSS)	: 1.5KG



SAFETY MARKED

MPPT SOLAR CHARGE CONTROLLER

Available Models: 12V/10A



FEATURES

- USB Port
- Battery Charging Status
- Overload Indication



BATTERY CHARGING STATUS (FULL/LOW)

PASSION PRO CEILING FAN

Available Models: 1200MM (48")



SPECIFICATIONS

SUPPLY VOLTAGE	: 220-240V, AC, 50Hz
SWEEP	: 1200MM (48")
AIR DELIVERY	: 200 CMM ±5
RPM	: 385 ±15%
POWER CONSUMPTION	: 78W ±5
CLASS	: 1
COLOUR	: <input type="radio"/> IVORY <input type="radio"/> BROWN (Catted) <input type="radio"/> White



DOUBLE BALL BEARING

VENTILATION FAN

Available Models: 150MM (6") / 200MM (8") / 250MM (10")



SPECIFICATIONS

SUPPLY VOLTAGE	: 220-240V, AC, 50Hz
SWEEP	: 150MM (6") / 200MM (8") / 250MM (10")
WEIGHT (GROSS)	: 1.7KG / 2.3KG / 2.5KG
RPM	: 1350 ±5% / 1300 ±5% / 1250 ±5%
POWER CONSUMPTION	: 78W ±5
CLASS	: 1
COLOUR	: <input type="radio"/> WHITE



100% PURE COPPER

BULLET FARRATA

Available Models: 450MM (18")



SPECIFICATIONS

SUPPLY VOLTAGE	: 220-240V, AC, 50Hz
SWEEP	: 450MM (18")
WEIGHT (GROSS)	: 8.5KG
RPM	: 2800 ±5%
POWER CONSUMPTION	: 155W ±5
CLASS	: 1
COLOUR	: <input type="radio"/> DARK GREY



HIGH SPEED

STORAGE WATER HEATER

Available Models: SWH-2010 / SWH-2015 / SWH-2025



SPECIFICATIONS

SUPPLY VOLTAGE	: 220-240V, AC, 50Hz
POWER CONSUMPTION	: 2KW
CAPACITY	: 10L / 15L / 25L / 35L / 50L
WEIGHT	: 5.5KG / 7.5KG / 10KG / 13KG / 16KG
BODY	: CRC
TANK	: STAINLESS STEEL



SAFETY MARKED

FAN HEATER

Available Models: FH-2012



SPECIFICATIONS

SUPPLY VOLTAGE	: 220-240V, AC, 50Hz
POWER CONSUMPTION	: 1000W / 2000W
WEIGHT (GROSS)	: 1.4KG



SAFETY MARKED